

Light and Dark

I can explain that I need light to see things, and that dark is the absence of light.



Complete the paragraph using the key words below to show what you have found out about light and dark.

A _____ source is something that makes light. Some examples of light sources are the _____, light bulbs, a _____ and fire.

_____ is the absence of light. It is dark at _____ time because light from the sun is not visible. When it is dark, there is no light to illuminate objects, so we can't see them. We need light to be able to see things.

In the feely bag activity, we could not _____ the objects when they were in the dark _____. When the bags were opened up so light could illuminate the objects, we could see them clearly. This shows that we need _____ to see.

Key words



light




dark



night



bags



television



sun



see



light

Light and Dark

I can explain that I need light to see things, and that dark is the absence of light.



Complete the paragraph below by filling the gaps to show what you have found out about light and dark.

A light _____ is something that makes light. Some examples of light sources are _____.

Some objects seem to make light but are not really light sources. The moon is not a light source because it reflects _____.

Dark is the _____ of light. It is dark at night time because light from the sun is not visible. When it is dark, there is no _____ to illuminate objects, so we _____ see them. We need light to be able to see things.

When the feely bags were dark inside, we _____.

When the bags were opened up so light could illuminate the objects, we _____.

_____ . This shows that we need light to see.

Light and Dark

I can explain that I need light to see things, and that dark is the absence of light.



Complete the paragraph below by explaining what you have found out about light and dark.

A light source is _____ . Some examples of light sources are

_____ .

Some objects seem to make light but are not really light sources. _____ is not a light source because _____

_____ .

Dark is _____ . It is dark at night time because _____

_____ .

When it is dark, there is no light to illuminate objects, so _____ .

We need light to _____ .

In the feely bag activity, we _____

_____ .

_____ .

This shows that we _____

_____ .

Light and Dark

Insert text here.



Complete the paragraph using the key words below to show what you have found out about light and dark.

A _____ source is something that makes light. Some examples of light sources are the _____, light bulbs, a _____ and fire.

_____ is the absence of light. It is dark at _____ time because light from the sun is not visible. When it is dark, there is no light to illuminate objects, so we can't see them. We need light to be able to see things.

In the feely bag activity, we could not _____ the objects when they were in the dark _____. When the bags were opened up so light could illuminate the objects, we could see them clearly. This shows that we need _____ to see.

Key words



light



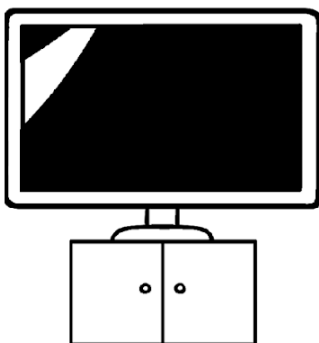
dark



night



bags



television



sun



see



light



Light and Dark



Complete the paragraph below by filling the gaps to show what you have found out about light and dark.

A light _____ is something that makes light. Some examples of light sources are _____.

Some objects seem to make light but are not really light sources. The moon is not a light source because it reflects _____.

Dark is the _____ of light. It is dark at night time because light from the sun is not visible. When it is dark, there is no _____ to illuminate objects, so we _____ see them. We need light to be able to see things.

When the feely bags were dark inside, we _____.

When the bags were opened up so light could illuminate the objects, we _____.

_____ . This shows that we need light to see.



Light and Dark



Complete the paragraph below by explaining what you have found out about light and dark.

A light source is _____ . Some examples of light sources are

_____ .

Some objects seem to make light but are not really light sources. _____ is not a light source because _____

_____ .

Dark is _____ . It is dark at night time because _____

_____ .

When it is dark, there is no light to illuminate objects, so _____ .

We need light to _____ .

In the feely bag activity, we _____

_____ .

_____ .

This shows that we _____

_____ .



Light and Dark

Insert text here.



Complete the paragraph using the key words below to show what you have found out about light and dark.

A _____ source is something that makes light. Some examples of light sources are the _____, light bulbs, a _____ and fire.

_____ is the absence of light. It is dark at _____ time because light from the sun is not visible. When it is dark, there is no light to illuminate objects, so we can't see them. We need light to be able to see things.

In the feely bag activity, we could not _____ the objects when they were in the dark _____. When the bags were opened up so light could illuminate the objects, we could see them clearly. This shows that we need _____ to see.

Key words



light




dark




night



bags



television



sun



see



light



Light and Dark

Insert text here.



Complete the paragraph below by filling the gaps to show what you have found out about light and dark.

A light _____ is something that makes light. Some examples of light sources are _____.

Some objects seem to make light but are not really light sources. The moon is not a light source because it reflects _____.

Dark is the _____ of light. It is dark at night time because light from the sun is not visible. When it is dark, there is no _____ to illuminate objects, so we _____ see them. We need light to be able to see things.

When the feely bags were dark inside, we _____.

When the bags were opened up so light could illuminate the objects, we _____.

_____.

This shows that we need light to see.



Light and Dark

Insert text here.



Complete the paragraph below by explaining what you have found out about light and dark.

A light source is _____ . Some examples of light sources are

_____ .

Some objects seem to make light but are not really light sources. _____ is not a light source because _____

_____ .

Dark is _____ . It is dark at night time because _____

_____ .

When it is dark, there is no light to illuminate objects, so _____ .

We need light to _____ .

In the feely bag activity, we _____

_____ .

This shows that we _____

_____ .

Mind Map

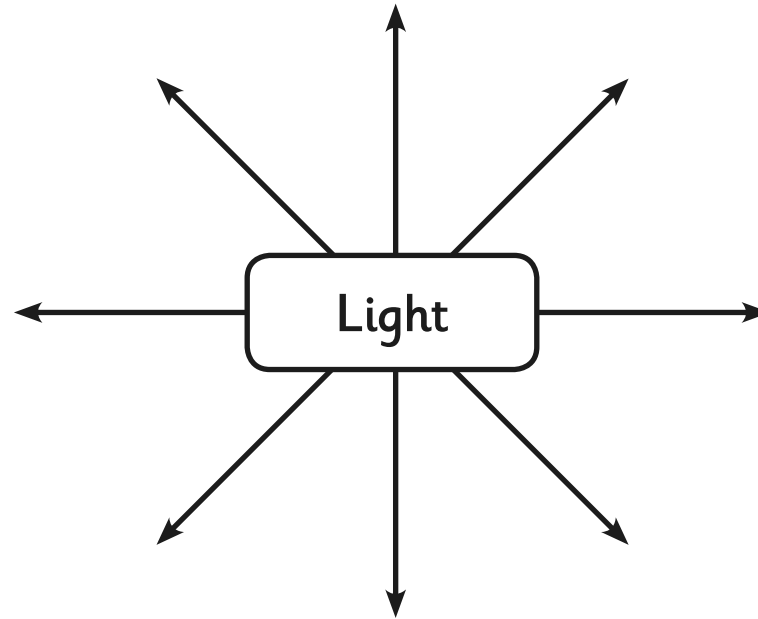


Draw or write about the things you already know about light.

How do we see things?

What is darkness?

How are shadows made?



What is a reflection?

Why do people wear sunglasses?

What things make light?

Do you have any questions about light? What would you like to find out? Write your thoughts below.

Mind Map

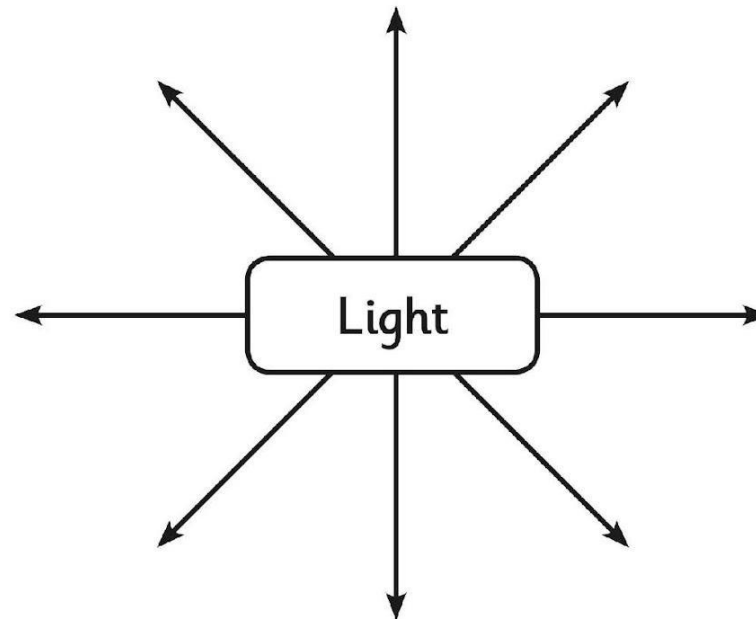
Insert text here.

Draw or write about the things you already know about light.

How do we see things?

What is darkness?

How are shadows made?



What is a reflection?

Why do people wear sunglasses?

What things make light?

Do you have any questions about light? What would you like to find out? Write your thoughts below.

Mind Map

Insert text here.

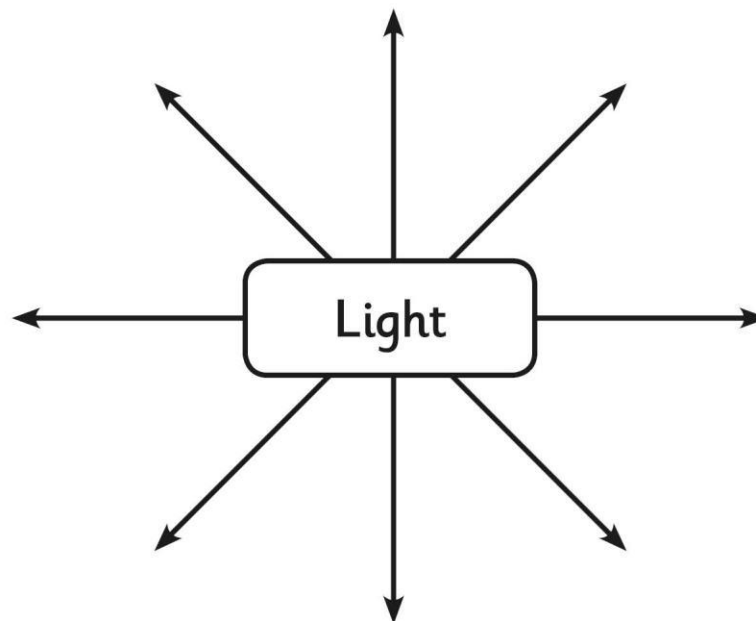


Draw or write about the things you already know about light.

How do we see things?

What is darkness?

How are shadows made?



What is a reflection?

Why do people wear sunglasses?

What things make light?

Do you have any questions about light? What would you like to find out? Write your thoughts below.

What's In the Bag?



There are 5 feely bags around your classroom. It is dark inside the bags, so you cannot see what is inside. Visit each bag and feel the object inside. Draw or write about what you can feel in the correct space below.

1.	2.	3.	4.	5.
----	----	----	----	----

Open up the bags. The light can get inside now, and can illuminate the objects. Visit each bag again, and draw or write about what is really inside!

1.	2.	3.	4.	5.
----	----	----	----	----

What's In the Bag?

Insert text here.



There are 5 feely bags around your classroom. It is dark inside the bags, so you cannot see what is inside. Visit each bag and feel the object inside. Draw or write about what you can feel in the correct space below.

1.	2.	3.	4.	5.
----	----	----	----	----

Open up the bags. The light can get inside now, and can illuminate the objects. Visit each bag again, and draw or write about what is really inside!

1.	2.	3.	4.	5.
----	----	----	----	----

What's In the Bag?

Insert text here.



There are 5 feely bags around your classroom. It is dark inside the bags, so you cannot see what is inside. Visit each bag and feel the object inside. Draw or write about what you can feel in the correct space below.

1.	2.	3.	4.	5.
----	----	----	----	----

Open up the bags. The light can get inside now, and can illuminate the objects. Visit each bag again, and draw or write about what is really inside!

1.	2.	3.	4.	5.
----	----	----	----	----